Changing your AQUACEL® Foam dressing at home

This guide will illustrate how to safely apply AQUACEL® Foam dressing to your wound

Why do I need to change my dressing?

A dressing is designed to cover and protect an area to keep a wound clean. The dressing acts as a barrier to reduce the amount of bacteria able to get into the wound that could lead to an infection.

When do I need to change my dressing?

Your dressing should be changed as per your healthcare professional's advice or if it starts to leak.

It is important that there is a dressing on the wound at all times to reduce the risk of infection

What is AQUACEL® Foam dressing?

AQUACEL® Foam is a Hydrofiber® Foam dressing that forms a soft gel when it comes into contact with wound leakage, this is normal, and will help to absorb this wound leakage as well as keep your wound clean and moist.

ConvaTec

Before changing your dressing

1. Hand hygiene

Wash hands with soap and water and dry thoroughly with a clean towel

2. Gather all needed equipment as required

- Clean disposable gloves
- Mirror to view wound, if necessary
- Adhesive remover, if necessary
- Disposable plastic bag for used dressings
- Wound cleanser or clean tap water
- Dressing
- Moisturisers, if necessary
- Tape and clean scissors

3. Removal and disposal of previous dressing

With clean, gloved hands remove dressing and dispose in a plastic bag

Application

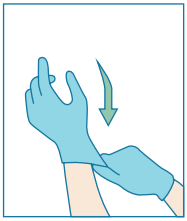

1 Wash hands

Wash hands with soap and water and dry thoroughly with a clean towel. Then apply clean gloves.

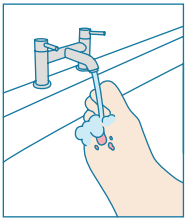
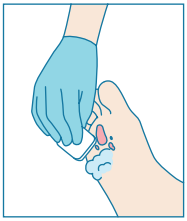

2 Cleanse wound

Cleanse your wound with clean water or specific wound cleansing product if advised by your healthcare professional.

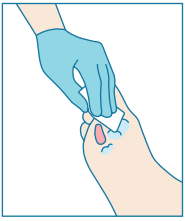
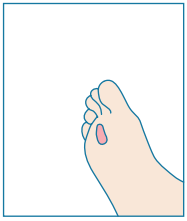

3 Dry the skin

Ensure the skin around the wound edge is clean and dry.

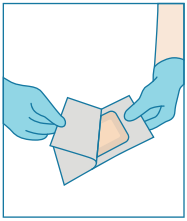

4 Open dressing

Repeat step 1. Carefully open packaging then, pull back clear plastic covers to the edge of dressing. Avoid touching the contact side of dressing.

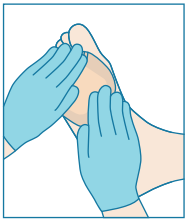

5 Apply dressing

Line up directly over the centre of the wound, ensuring it overlaps the wound edges by 1cm. Hold with one hand, with free hand remove 1st clear plastic cover simultaneously smoothing down edges.

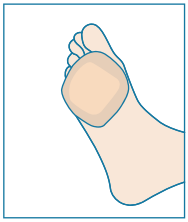

6 Secure dressing

Hold again and with opposite hand remove 2nd clear plastic cover and smooth down the edges. For Non adhesive dressing fixate as directed by healthcare provider.

For additional guidance please refer to the instructions for use leaflet in the box.
To be used following the advice of a healthcare professional.

If you have any of the following signs or symptoms, contact your healthcare professional

- New or increasing size of wound
- New or spreading redness or swelling of the skin around the wound edge
- New or increasing pain
- New or increase of smell after cleansing of wound
- More wound leakage than usual

Please refer to the below code table to ensure you receive the correct dressing

Dressing Size	Pack size	Product Code	NHS Code	PIP Code
Adhesive				
8cm x 8cm	10	420804	ELY428	378-1820
10cm x 10cm	10	420680	ELY417	370-2784
12.5cm x 12.5cm	10	420619	ELY418	370-2792
15cm x 15cm	10	422350	ELA1131	410-6597
17.5cm x 17.5cm	10	420621	ELY419	370-2800
21cm x 21cm	5	420623	ELY420	370-2818
19.8cm x 14cm (Heel)	5	420625	ELY422	370-7486
20cm x 16.9cm (Sacral)	5	420626	ELY423	370-6041
24cm x 21.5cm (Sacral)	5	420828	ELY565	388-5829
8cm x 13cm	10	421149	ELY574	394-3800
10cm x 20cm	5	421150	ELY572	395-0581
10cm x 30cm	5	421154	ELY573	395-0599
25cm x 30cm	5	420624	ELY421	370-7361
Non-Adhesive				
5cm x 5cm	10	420631	ELY412	369-9311
10cm x 10cm	10	420633	ELY413	369-9329
15cm x 15cm	5	420635	ELY414	370-2750
20cm x 20cm	5	420636	ELY416	370-2776
15cm x 20cm	5	420637	ELY415	370-2768
10cm x 20cm	5	421156	ELY575	394-3818

Precautions/Warnings

- Each dressing should not be left in place for more than 7 days
- If you find the dressing difficult to remove, soak the dressing with sterile saline or clean water
- Do not use if individual dressing package is open or damaged
- Store at room temperature and in a dry place

For additional guidance on indications and precautions please refer to the instructions for use leaflet in the box.

Here to help

This brochure has been designed to help you understand how to apply and remove your dressing safely and correctly. Should you need additional advice, our ConvaTec Wound Helpline is open Monday to Friday 9am-5pm. Our clinical team is happy to help.

If you have any questions about your AQUACEL® Foam dressing please call:

0800 289 738 (UK) or 1800 946 938 (ROI)

www.convatec.com

ConvaTec

AQUACEL, AQUACEL Extra and Hydrofiber are trademarks of ConvaTec Inc.
All trademarks are the property of their respective owners. ©2020 ConvaTec Inc. AP-021299-MM